

# G.Worrall & Son Ltd

174 Great Suffolk Street London SE1 1PE

Master Locksmiths Est Over 100 Years

## LOCKING PRODUCT DIRECTORY

### Mortice Locks



### Rim Locks




### Cylinders



### Door & Window



### Padlocks



### Cabinet & Cam



### Miscellaneous



# HOW TO USE THIS DIRECTORY

■ This directory has been designed to be easy to use and provide you with detailed information on each of the products featured.

Each page contains full colour photographs, technical details, product information and order codes to make product selection easy. A full alphabetical and numerical index are included.

Product information
Order codes
Product group


## CABINET AND CAMLOCKS

**LOWE & FLETCHER 1332 Camlock**

Finish : Bright Chrome  
 Head Shape : Round  
 Movement : 03  
 Key Series : 92  
 Keys Supplied : 2  
 Keyed Alike : In-house  
 Masterkeyed : Works  
 Differs : 200  
 Packed Quantity : Loose  
 Fixing : Nut

**OPERATION**

● Locked or unlocked by key.



A	B	C	D	E
22	16	19	16	51

**PRODUCT CODES**  
2891 - 1332-03-2 KD

**RELATED PRODUCTS**  
See Camlock Accessories

**BLANKS**  
5695 - LF4 Copy


---

**LOWE & FLETCHER 1334 Camlock**

Finish : Bright Chrome  
 Head Shape : Square  
 Movement : 03  
 Key Series : 92  
 Keys Supplied : 2  
 Keyed Alike : In-house  
 Masterkeyed : Works  
 Differs : 200  
 Packed Quantity : Loose  
 Fixing : Nut

**OPERATION**

● Locked or unlocked by key.



A	B	C	D	E
24	16	19	16	51

**PRODUCT CODES**  
10441 - 1334-03-2 KD

**RELATED PRODUCTS**  
See Camlock Accessories

**BLANKS**  
5695 - LF4 Copy


---

**LOWE & FLETCHER 1336 Camlock**

Finish : Bright Chrome  
 Head Shape : Round  
 Movement : 03  
 Key Series : 92  
 Keys Supplied : 2  
 Keyed Alike : In-house  
 Masterkeyed : Works  
 Differs : 200  
 Packed Quantity : Loose  
 Fixing : Nut

**OPERATION**

● Locked or unlocked by key.



A	B	C	D	E
22	19	19	16	51

**PRODUCT CODES**  
2892 - 1336-03-2 KD

**RELATED PRODUCTS**  
See Camlock Accessories

**BLANKS**  
5695 - LF4 Copy


---

**LOWE & FLETCHER 1339 Camlock**

Finish : Bright Chrome  
 Head Shape : Square  
 Movement : 03  
 Key Series : 92  
 Keys Supplied : 2  
 Keyed Alike : In-house  
 Masterkeyed : Works  
 Differs : 200  
 Packed Quantity : Loose  
 Fixing : Snap Clip

**OPERATION**

● Locked or unlocked by key.



A	B	C	D	E
25	20	19	16	51

**PRODUCT CODES**  
2899 - 1339-03-2 KD

**RELATED PRODUCTS**  
See Camlock Accessories

**BLANKS**  
5695 - LF4 Copy

A = Head Diameter B = Body Length C = Body Height D = Body Width E = Cam Length
297

Product name and reference.

Full product information.

Operation and features of product.

Product codes of featured products

Related products

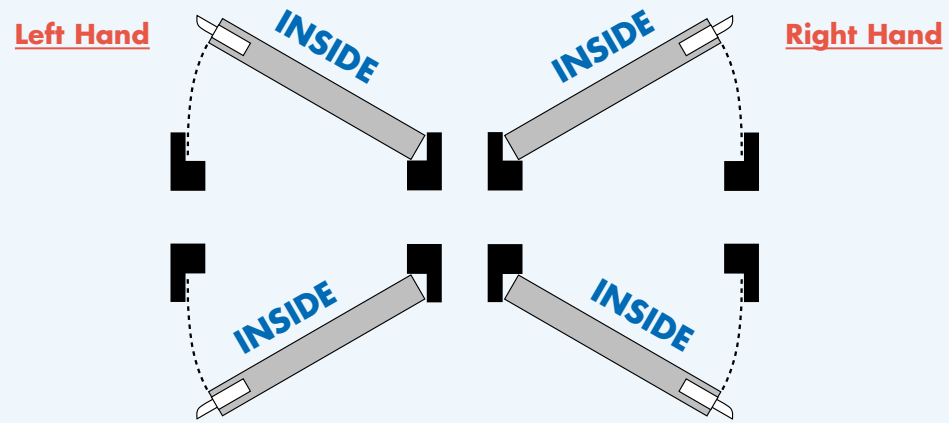
Suitable blanks

Product dimensions. Refer to dimension key or technical diagrams.

Page number

# HANDING DETAILS

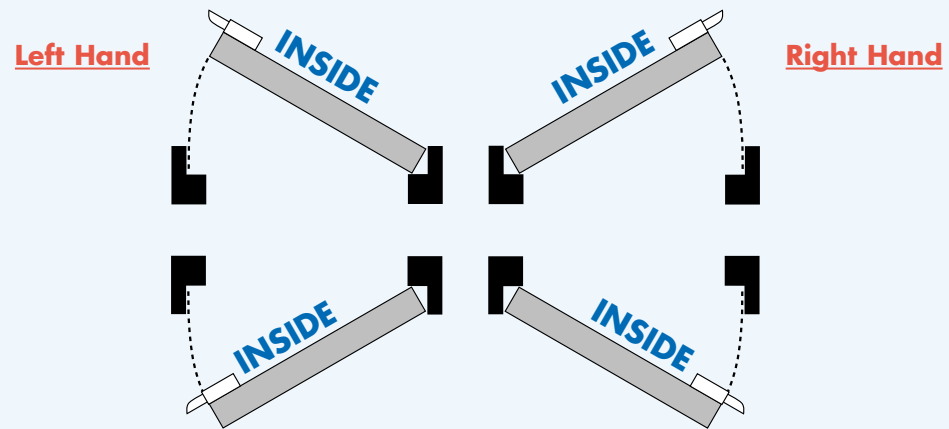
## MORTICE LOCKS



Left Hand Reverse Bolt

Right Hand Reverse Bolt

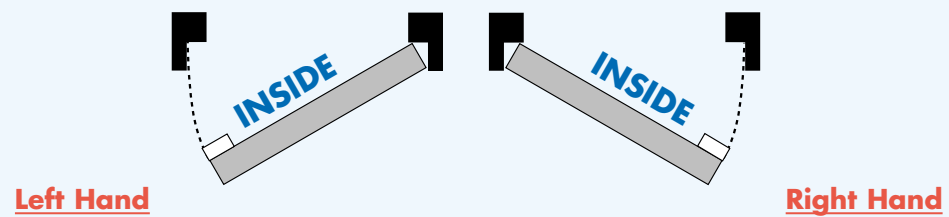
## RIM LOCKS



Left Hand Reverse Bolt

Right Hand Reverse Bolt

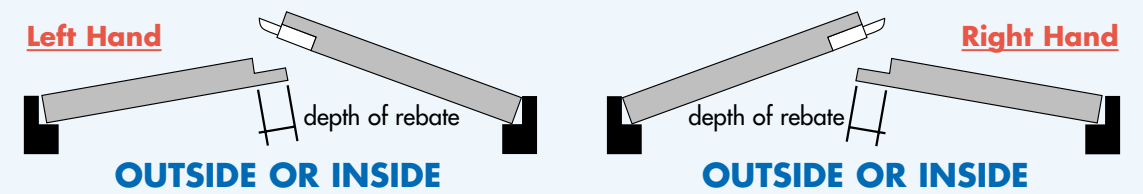
## CUPBOARD LOCKS



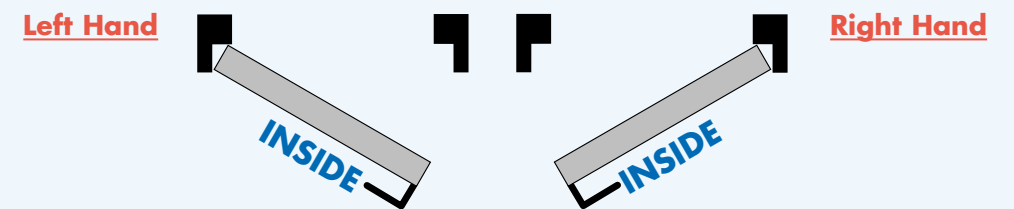
Left Hand

Right Hand

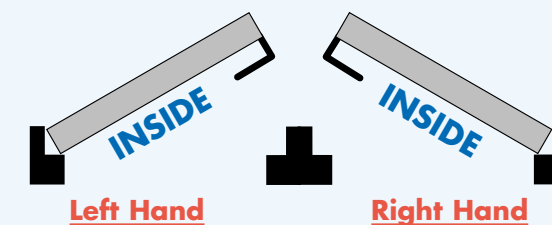
## REBATED MORTICE LOCKS



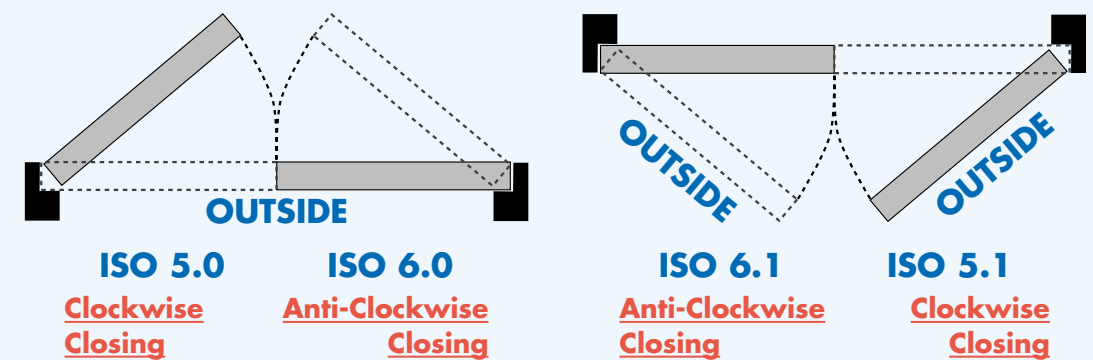
## LEVER FURNITURE



## CASEMENT FASTENERS



## CLOCKWISE/ANTI-CLOCKWISE CLOSING



ISO 5.0  
Clockwise Closing

ISO 6.0  
Anti-Clockwise Closing

ISO 6.1  
Anti-Clockwise Closing

ISO 5.1  
Clockwise Closing

# FINISHES AND MEASUREMENTS

## FINISHES & ABBREVIATIONS

<b>AB</b>	Antique Brass
<b>AG</b>	Anodised Gold
<b>AS</b>	Anodised Silver
<b>BP</b>	Brass Plated
<b>BJ</b>	Black Japanned
<b>BLUX</b>	Brasslux
<b>BLK</b>	Black
<b>BMA</b>	Bronze Metal Antique
<b>BZP</b>	Bright Zinc Plated
<b>CG</b>	Champagne Gold
<b>CH</b>	Chrome Plated
<b>CP</b>	Chrome Plated
<b>DMG</b>	Dark Metallic Grey
<b>EB</b>	Electro Brass
<b>ENB</b>	Enamelled Nickel Bronze
<b>GAA</b>	Gold Anodised Aluminium
<b>GE</b>	Gold Enamel
<b>GLV</b>	Galvanised
<b>IB</b>	Imitation Bronze
<b>JPD</b>	Japanned
<b>MS</b>	Metallic Silver
<b>NP</b>	Nickel Plated
<b>PAA</b>	Polished Anodised Aluminium
<b>PB</b>	Polished Brass
<b>PC</b>	Polished Chrome
<b>PL</b>	Polished & Lacquered Brass
<b>PSS</b>	Polished Stainless Steel
<b>SAA</b>	Satin Anodised Aluminium
<b>SB</b>	Satin Brass
<b>SC</b>	Satin Chrome
<b>SCP</b>	Satin Chrome Plated
<b>SNP</b>	Satin Nickel Plated
<b>SS</b>	Stainless Steel
<b>SE</b>	Silver Enamelled
<b>WE</b>	White Enamelled
<b>ZP</b>	Zinc Plated

## MEASUREMENT CONVERTER

72" ——— 1829mm

60" ——— 1524mm

48" ——— 1219mm

36" ——— 914mm

24" ——— 610mm

12" ——— 305mm

6" ——— 152mm

5½" ——— 140mm

5" ——— 127mm

4½" ——— 114mm

4" ——— 102mm

3½" ——— 89mm

3" ——— 76mm

2½" ——— 64mm

2" ——— 51mm

1½" ——— 38mm

1" ——— 25mm

¾" ——— 19mm

½" ——— 13mm



¼" ——— 6.5mm

Inches

Millimetres


# Index

## Rim Locks



### RIM LOCKS

- Auto Deadlocking Cylinder Nightlatches 106-108
- Cylinder Drawback Locks 109
- Deadlocking Cylinder Nightlatches 110-112
- Cylinder Nightlatches 113-115
- Cylinder Deadbolts & Rollerbolts 116-119
- Nightlatch Accessories 119
- Rim Deadlocks 120-122
- Rim Locks 123-127
- Rim Latches 128-129
- Panel Locks 130-131
- APG (Armour Plate Glass) Locks 132
- Multi-point Locking 133



# HOW TO USE THIS DIRECTORY

This directory has been designed to be easy to use and provide you with detailed information on each of the products featured.

Each page contains full colour photographs, technical details, product information and order codes to make product selection easy. A full alphabetical and numerical index are included.

Product information
Order codes
Product group


## CABINET AND CAMLOCKS

**LOWE & FLETCHER 1332 Camlock**

Finish : Bright Chrome  
 Head Shape : Round  
 Movement : 03  
 Key Series : 92  
 Keys Supplied : 2  
 Keyed Alike : In-house  
 Masterkeyed : Works  
 Differs : 200  
 Packed Quantity : Loose  
 Fixing : Nut

**OPERATION**

● Locked or unlocked by key.



A	B	C	D	E
22	16	19	16	51

**PRODUCT CODES**  
2891 - 1332-03-2 KD

**RELATED PRODUCTS**  
See Camlock Accessories

**BLANKS**  
5695 - LF4 Copy


---

**LOWE & FLETCHER 1334 Camlock**

Finish : Bright Chrome  
 Head Shape : Square  
 Movement : 03  
 Key Series : 92  
 Keys Supplied : 2  
 Keyed Alike : In-house  
 Masterkeyed : Works  
 Differs : 200  
 Packed Quantity : Loose  
 Fixing : Nut

**OPERATION**

● Locked or unlocked by key.



A	B	C	D	E
24	16	19	16	51

**PRODUCT CODES**  
10441 - 1334-03-2 KD

**RELATED PRODUCTS**  
See Camlock Accessories

**BLANKS**  
5695 - LF4 Copy


---

**LOWE & FLETCHER 1336 Camlock**

Finish : Bright Chrome  
 Head Shape : Round  
 Movement : 03  
 Key Series : 92  
 Keys Supplied : 2  
 Keyed Alike : In-house  
 Masterkeyed : Works  
 Differs : 200  
 Packed Quantity : Loose  
 Fixing : Nut

**OPERATION**

● Locked or unlocked by key.



A	B	C	D	E
22	19	19	16	51

**PRODUCT CODES**  
2892 - 1336-03-2 KD

**RELATED PRODUCTS**  
See Camlock Accessories

**BLANKS**  
5695 - LF4 Copy


---

**LOWE & FLETCHER 1339 Camlock**

Finish : Bright Chrome  
 Head Shape : Square  
 Movement : 03  
 Key Series : 92  
 Keys Supplied : 2  
 Keyed Alike : In-house  
 Masterkeyed : Works  
 Differs : 200  
 Packed Quantity : Loose  
 Fixing : Snap Clip

**OPERATION**

● Locked or unlocked by key.



A	B	C	D	E
25	20	19	16	51

**PRODUCT CODES**  
2899 - 1339-03-2 KD

**RELATED PRODUCTS**  
See Camlock Accessories

**BLANKS**  
5695 - LF4 Copy

A = Head Diameter B = Body Length C = Body Height D = Body Width E = Cam Length

**297**

**Product name and reference.**

**Full product information.**

**Operation and features of product.**

**Product codes of featured products**

**Related products**

**Suitable blanks**

**Product dimensions. Refer to dimension key or technical diagrams.**

**Page number**

**Camlocks**

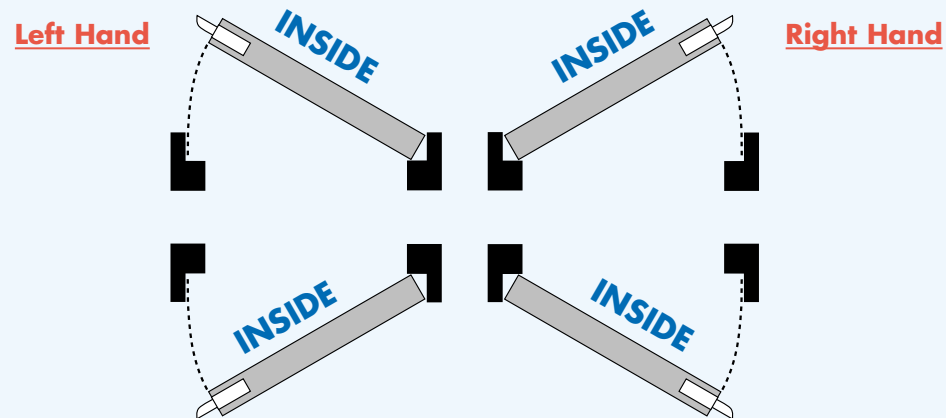
**Easy reference product diagram**

**Product group subsection**

**Full colour product photograph.**

# HANDING DETAILS

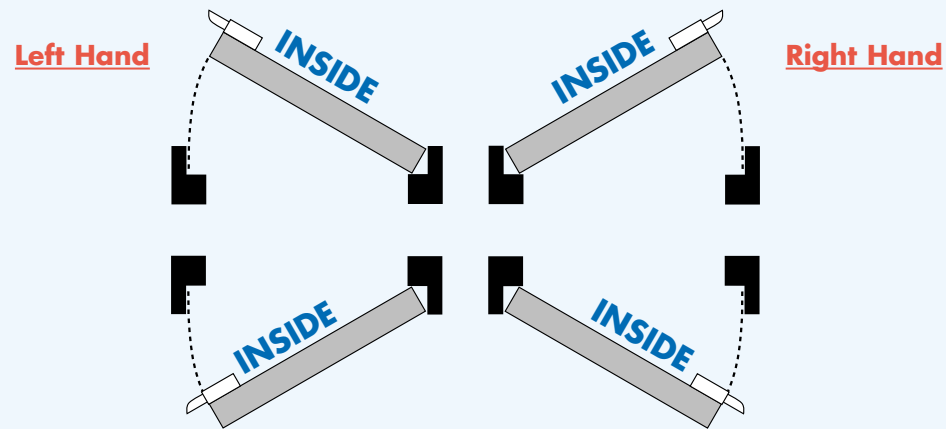
## MORTICE LOCKS



Left Hand Reverse Bolt

Right Hand Reverse Bolt

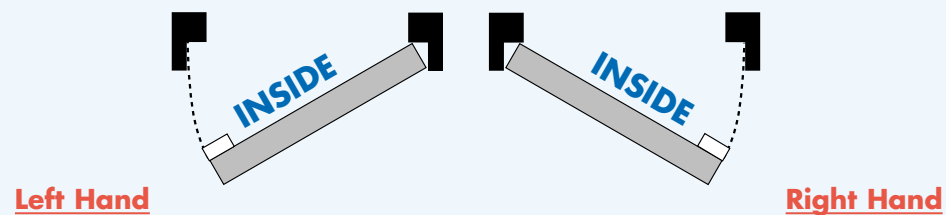
## RIM LOCKS



Left Hand Reverse Bolt

Right Hand Reverse Bolt

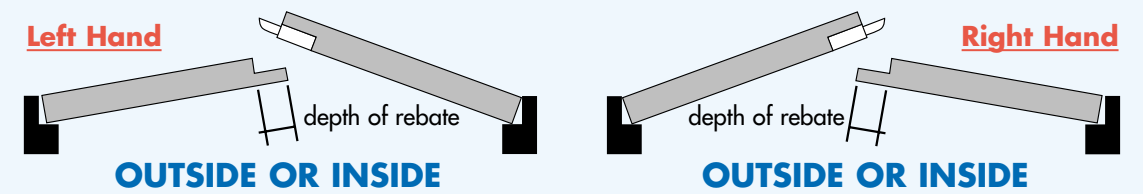
## CUPBOARD LOCKS



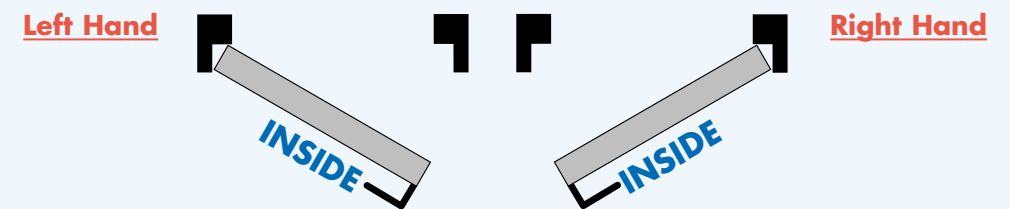
Left Hand

Right Hand

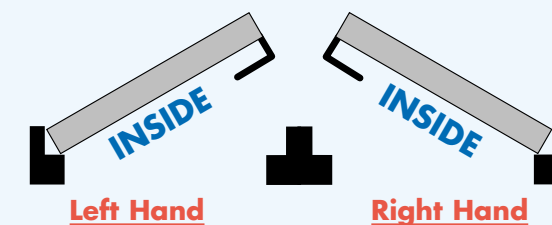
## REBATED MORTICE LOCKS



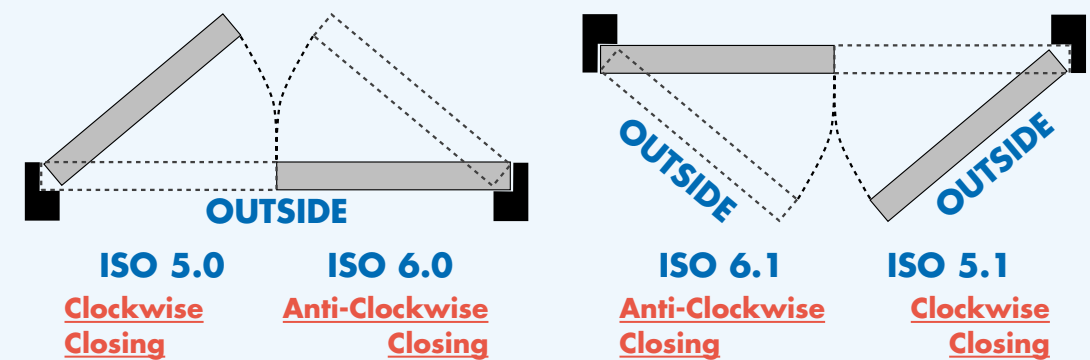
## LEVER FURNITURE



## CASEMENT FASTENERS



## CLOCKWISE/ANTI-CLOCKWISE CLOSING



ISO 5.0  
Clockwise Closing

ISO 6.0  
Anti-Clockwise Closing

ISO 6.1  
Anti-Clockwise Closing

ISO 5.1  
Clockwise Closing

# FINISHES AND MEASUREMENTS

## FINISHES & ABBREVIATIONS

<b>AB</b>	Antique Brass
<b>AG</b>	Anodised Gold
<b>AS</b>	Anodised Silver
<b>BP</b>	Brass Plated
<b>BJ</b>	Black Japanned
<b>BLUX</b>	Brasslux
<b>BLK</b>	Black
<b>BMA</b>	Bronze Metal Antique
<b>BZP</b>	Bright Zinc Plated
<b>CG</b>	Champagne Gold
<b>CH</b>	Chrome Plated
<b>CP</b>	Chrome Plated
<b>DMG</b>	Dark Metallic Grey
<b>EB</b>	Electro Brass
<b>ENB</b>	Enamelled Nickel Bronze
<b>GAA</b>	Gold Anodised Aluminium
<b>GE</b>	Gold Enamel
<b>GLV</b>	Galvanised
<b>IB</b>	Imitation Bronze
<b>JPD</b>	Japanned
<b>MS</b>	Metallic Silver
<b>NP</b>	Nickel Plated
<b>PAA</b>	Polished Anodised Aluminium
<b>PB</b>	Polished Brass
<b>PC</b>	Polished Chrome
<b>PL</b>	Polished & Lacquered Brass
<b>PSS</b>	Polished Stainless Steel
<b>SAA</b>	Satin Anodised Aluminium
<b>SB</b>	Satin Brass
<b>SC</b>	Satin Chrome
<b>SCP</b>	Satin Chrome Plated
<b>SNP</b>	Satin Nickel Plated
<b>SS</b>	Stainless Steel
<b>SE</b>	Silver Enamelled
<b>WE</b>	White Enamelled
<b>ZP</b>	Zinc Plated

## MEASUREMENT CONVERTER

72" ——— 1829mm

60" ——— 1524mm

48" ——— 1219mm

36" ——— 914mm

24" ——— 610mm

12" ——— 305mm

6" ——— 152mm

5½" ——— 140mm

5" ——— 127mm

4½" ——— 114mm

4" ——— 102mm

3½" ——— 89mm

3" ——— 76mm

2½" ——— 64mm

2" ——— 51mm

1½" ——— 38mm

1" ——— 25mm

¾" ——— 19mm

½" ——— 13mm

¼" ——— 6.5mm

Inches

Millimetres



# RIM LOCKS & LATCHES



Auto Deadlocking  
Cylinder Nightlatches

## YALE PBS1 & PBS2 (BS3621)



BS 3621:1980

- Mechanism :** 6 Pin Cylinder
- Cylinder Finish :** Brass
- Case Finish :** Brasslux or Dark Metallic Grey
- Keys Supplied :** 2
- Keyed Alike :** In-house
- Masterkeyed :** Works
- Differs :** 100,000
- Packed Quantity :** Visi - 2
- Door Thickness :** 45mm - 57mm



### PRODUCT CODES

- L2738 - PBS1 B/lux Visi
- L9405 - PBS1 DMG Visi
- L2737 - PBS2 B/lux Visi
- L9404 - PBS2 DMG Visi

### BLANKS

- 6408 - YA5 Copy (Old Profile)
- L5860 - 11 BSI 6 Pin (Old Profile)
- L10321 - BS1 Genuine (New Profile)

### OPERATION

- Latchbolt is withdrawn by handle from inside and key outside. Handle can be deadlocked by key prior to closing the door and entry can always be gained by key from outside. Bolt can be held back by pushbutton or locked in either the withdrawn or extended position by a turn of the key in the handle.

### FEATURES

- Automatically deadlocked when door is in the closed position.
- 178mm extended strike plate strengthens the door jamb.
- Particularly suitable for glass panel doors.

	A	B	C	D	E
PBS1	89	60	90	33	32
PBS2	69	40	90	33	32

## CHUBB 4L73 & 4L74

- Mechanism :** 6 Pin Cylinder
- Cylinder Finish :** Brass
- Case Finish :** Brasslux or Champagne
- Keys Supplied :** 3
- Keyed Alike :** In-house
- Masterkeyed :** Works
- Differs :** 20,000+
- Packed Quantity :** Visi - 2
- Door Thickness :** 38mm - 57mm



### PRODUCT CODES

- 3659 - 4L73 B/lux Visi
- 3677 - 4L73 Cham Visi
- 10303 - 4L74 B/lux Visi
- 3651 - 4L74 Cham Visi

### RELATED PRODUCTS

- 4466 - 4LC Cylinder Only PB
- 8108 - 4LP Cylinder Pull PB

### BLANKS

- 4950 - K727 Genuine
- 1288 - CHU6 Copy

### OPERATION

- Latchbolt is withdrawn by handle from inside and key outside. Handle can be deadlocked by key from inside. Bolt can be held back by use of the snib button or locked open by use of the key in the handle.


### FEATURES

- Automatically deadlocked when door is in the closed position.
- Particularly suitable for glass panel doors.
- Supplied c/w 6 pin anti-torque cylinder.

	A	B	C	D	E
4L73	65	40	88	29	28
4L74	85	60	88	29	28

## UNION 1097 & 1098

- Mechanism :** 5 Pin Cylinder
- Cylinder Finish :** Brass or Satin Chrome
- Case Finish :** Electro Brass Plated, White Enamel or Champagne Gold
- Keys Supplied :** 3
- Keyed Alike :** In-house
- Masterkeyed :** Works
- Differs :** 15,000
- Packed Quantity :** 1
- Door Thickness :** 35mm - 60mm



### PRODUCT CODES

- L00152 - 1097 WE/SC
- L00151 - 1097 WE/PL
- L1428 - 1097 CG/PL
- L00149 - 1097 EB/PL
- L00150 - 1098 WE/SC
- L00153 - 1098 WE/PL
- L1429 - 1098 CG/PL
- L00148 - 1098 EB/PL

### BLANKS

- 4035 - KB502 Genuine
- 6392 - YA1E Copy
- 6228 - UNI3 Copy

### OPERATION

- Latchbolt is withdrawn by handle from inside and key outside. Handle can be deadlocked by key from inside. Bolt can be held back by use of the snib button or locked open by rotating internal handle and turning key inside.

### FEATURES

- Automatically deadlocked when door is in the closed position.
- Particularly suitable for glass panel doors.

	A	B	C	D	E
1097	65	40	88	29	28
1098	85	60	88	29	28

# RIM LOCKS & LATCHES



Auto Deadlocking Cylinder Nightlatches

## YALE No.1 & No.2

- Mechanism :** 5 Pin Cylinder
- Cylinder Finish :** Brass or Satin Chrome
- Case Finish :** Brasslux, Dark Metallic Grey or White
- Keys Supplied :** 3
- Keyed Alike :** In-house
- Masterkeyed :** Works
- Differs :** 20,000 +
- Packed Quantity :** Boxed - 1, Visi - 3
- Door Thickness :** 32mm - 57mm

### OPERATION

- Latchbolt is withdrawn by handle from inside and key outside. Handle can be deadlocked by key prior to closing the door and entry can always be gained by key from outside. Bolt can be held back by slide button or locked in either the withdrawn or extended position by a turn of the key in the handle.

### FEATURES

- Automatically deadlocked when door is in the closed position.
- Particularly suitable for glass panel doors.
- Reverse bolt pattern available for outward opening doors.



	A	B	C	D	E
ONE	92	60	88	30	20
TWO	64	40	88	30	20

### PRODUCT CODES

- 2553 - One SC
- 2556 - One PB
- 2546 - One B/lux
- 2557 - One SC Rev Bolt
- 10333 - One PB Rev Bolt
- 9847 - One B/lux Rev Bolt
- 3095 - P1 SC Visi
- 3094 - P1 PB Visi
- 2548 - P1 B/lux Visi
- 2569 - Two SC
- 2573 - Two PB
- 2562 - Two B/lux
- 2574 - Two SC Rev Bolt
- 10334 - Two PB Rev Bolt
- 9848 - Two B/lux Rev Bolt
- 1290 - P2 PB/WH Visi
- 3100 - P2 PB/DMG Visi
- 2564 - P2 B/lux Visi
- L5382 - P2 SC Visi

### BLANKS

- 4978 - 8B 5 Pin Genuine
- 6392 - YA1E Copy

## CHUBB 4L71 & 4L72

- Mechanism :** 6 Pin Cylinder
- Cylinder Finish :** Brass
- Case Finish :** Brasslux or Champagne
- Keys Supplied :** 3
- Keyed Alike :** In-house
- Masterkeyed :** Works
- Differs :** 20,000+
- Packed Quantity :** Visi - 2
- Door Thickness :** 38mm - 57mm

### OPERATION

- Latchbolt is withdrawn by handle from inside and key outside. Handle can be deadlocked by key from outside. Bolt can be held back by use of the snib button.

### FEATURES

- Automatically deadlocked when door is in the closed position.
- Supplied c/w 6 pin anti-torque cylinder.



	A	B	C	D	E
4L71	60	40	74	25	20
4L72	92	60	74	25	20

### PRODUCT CODES

- 9159 - 4L71 B/lux Visi
- 7042 - 4L71 Cham Visi
- 4740 - 4L72 B/lux Visi
- 2282 - 4L72 Cham Visi

### RELATED PRODUCTS

- 4466 - 4LC Cylinder Only PB
- 8108 - 4LP Cylinder Pull PB

### BLANKS

- 4950 - K727 Genuine
- 1288 - CHU6 Copy

## UNION 1037 & 1038

- Mechanism :** 5 Pin Cylinder
- Cylinder Finish :** Brass or Satin Chrome
- Case Finish :** Electro Brass Plated, White Enamel or Champagne Gold
- Keys Supplied :** 2
- Keyed Alike :** In-house
- Masterkeyed :** Works
- Differs :** 15,000
- Packed Quantity :** Boxed - 1, Visi - 2
- Door Thickness :** 35mm - 60mm

### OPERATION

- Latchbolt is withdrawn by handle from inside and key outside. Handle can be deadlocked by key from outside. Bolt can be held back by use of the thumb button.

### FEATURES

- Automatically deadlocked when door is in the closed position.



	A	B	C	D	E
1037	60	40	74	26	20
1038	92	60	74	26	20

### PRODUCT CODES

- 9954 - 1037 WE/SC
- 3113 - 1037 WE/PL
- 9960 - 1037 EB/PL
- L7021 - 1037 Case Only
- 9443 - DY1037 CG/PL Visi
- 9953 - 1038 WE/SC
- 9952 - 1038 WE/PL
- 9942 - 1038 EB/PL
- L7022 - 1038 Case Only
- 9435 - DY1038 EB/PL Visi
- 9436 - DY1038 CG/PL Visi

### BLANKS

- 4035 - KB502B Genuine
- 6392 - YA1E Copy
- 6228 - UNI3 Copy

### CYLINDERS

Keyed alike and masterkeyed cylinders available ex-stock, refer to Cylinder section for details.

# RIM LOCKS & LATCHES



## CHUBB 4L69 & 4L70 (Double Throw)


- Mechanism :** 6 Pin Cylinder
- Cylinder Finish :** Brass
- Case Finish :** Brasslux or Champagne
- Keys Supplied :** 3
- Keyed Alike :** In-house
- Masterkeyed :** Works
- Differs :** 20,000 +
- Packed Quantity :** Visi - 2
- Door Thickness :** 38mm - 57mm

### OPERATION

- Latchbolt is withdrawn by pull handle inside or key outside. Deadbolt is locked or unlocked by key from either side. One full turn of the key clockwise operates first throw and a second full turn double throws the bolt. Latchbolt can be held back by anti-clockwise turn of the handle whilst bolt is withdrawn.

### FEATURES

- Particularly suitable for glass panel doors.
- Supplied c/w 6 pin anti-torque cylinder.
- Double throw deadbolt.



	A	B	C	D	E
4L70	73	50	74	27	21
4L69	92	60	74	27	21

### PRODUCT CODES

- 3126 - 4L70 Cham Visi
- 8720 - 4L70 B/lux Visi
- 9150 - 4L69 Cham Visi
- 8845 - 4L69 B/lux Visi

### RELATED PRODUCTS

- 4466 - 4LC Cylinder Only PB
- 8108 - 4LP Cylinder Pull PB

### BLANKS

- 4950 - K727 Genuine
- 1288 - CHU6 Copy

## UNION 1332 & 1334 (Double Throw)

- Mechanism :** 5 Pin Cylinder
- Cylinder Finish :** Brass or Satin Chrome
- Case Finish :** Electro Brass Plated  
White Enamel or  
Champagne Gold
- Keys Supplied :** 3
- Keyed Alike :** In-house
- Masterkeyed :** Works
- Differs :** 15,000
- Packed Quantity :** Boxed - 1, Visi - 2
- Door Thickness :** 35mm - 60mm

### OPERATION

- Latchbolt is withdrawn by pull handle inside or key outside. Deadbolt is locked or unlocked by key from either side. One full turn of the key clockwise operates first throw and a second full turn double throws the bolt. Latchbolt can be held back by anti-clockwise turn of the handle whilst bolt is withdrawn.

### FEATURES

- Particularly suitable for glass panel doors.
- Double throw deadbolt.



	A	B	C	D	E
1334	73	50	76	27	21
1332	92	60	76	27	21

### PRODUCT CODES

- 9955 - 1334 WE/SC
- 9956 - 1334 WE/PL
- 3145 - 1334 EB/PL
- 7849 - DY1334 CG/PL Visi
- 2195 - DY1334 EB/PL Visi
- 9958 - 1332 WE/SC
- 9957 - 1332 WE/PL
- 3129 - 1332 EB/PL
- 7861 - DY1332 CG/PL Visi
- 2188 - DY1332 EB/PL Visi

### BLANKS

- 4035 - KB502B Genuine
- 6392 - YA1E Copy
- 6228 - UNI3 Copy

# RIM LOCKS & LATCHES




Deadlocking Cylinder Nightlatches

## CHUBB 4L75

- Mechanism :** 6 Pin Cylinder
- Cylinder Finish :** Brass
- Case Finish :** Brass or Champagne
- Keys Supplied :** 3
- Keyed Alike :** In-house
- Masterkeyed :** Works
- Differs :** 20,000
- Packed Quantity :** Visi - 2
- Door Thickness :** 38mm - 57mm

### OPERATION

- Latchbolt is withdrawn by knob from inside and key outside. Bolt and knob can be deadlocked by key from outside or by snib inside. Snib also operates latch holdback facility.



A	B	C	D	E
92	60	67	22	18

### PRODUCT CODES

- L5260 - 4L75 Cham Visi
- L5262 - 4L75 Brass Visi

### RELATED PRODUCTS

- 4466 - 4LC Cylinder Only PB
- 8108 - 4LP Cylinder Pull PB

### BLANKS

- 4950 - K727 Genuine
- 1288 - CHU6 Copy

## ERA 143 & 145 (Narrow) & 163 & 165 (Standard)

- Mechanism :** 5 Pin Cylinder
- Cylinder Finish :** Brass or Satin Chrome
- Case Finish :** Brasslux, Satin or White
- Keys Supplied :** 2
- Keyed Alike :** In-house
- Masterkeyed :** Works
- Packed Quantity :** 1
- Door Thickness :** 32mm - 57mm

### OPERATION

- Latchbolt is withdrawn by handle from inside and key outside. Bolt can be deadlocked by key from outside or pushbutton inside. The hold back facility is operated by rotating handle and depressing the pushbutton. Both deadlocking and holdback facilities are released by rotating the handle.



	A	B	C	D	E
<sup>163</sup> / <sub>165</sub>	92	60	70	27	23
<sup>143</sup> / <sub>145</sub>	63	40	70	27	23

### PRODUCT CODES

- L3857 - 163-11 PB/WH
- L3859 - 163-31 PB/LUX
- L3861 - 165-11 SC/WH
- L3863 - 165-51 SC/SAT
- L3869 - 143-11 PB/WH
- L3871 - 143-31 PB/LUX
- L3873 - 145-11 SC/WH
- L3875 - 145-51 SC/SAT

### BLANKS

- 6392 - YA1E Copy

## GENII H61112 & H61212

- Mechanism :** 5 Pin Cylinder
- Cylinder Finish :** Brass
- Case Finish :** Gold
- Keys Supplied :** 3
- Keyed Alike :** In-house
- Masterkeyed :** Works
- Packed Quantity :** 1
- Door Thickness :** 32mm - 57mm

### OPERATION

- Latchbolt is withdrawn by knob from inside and key outside. Bolt and handle can be deadlocked by key from outside or by snib inside. Snib also operates latch holdback facility.



	A	B	C	D	E
H61112	86	60	63	26	18
H61212	60	40	66	30	20

### PRODUCT CODES

- L5661 - H61112 SB
- L5662 - H61212 SB

### RELATED PRODUCTS

- L5663 - Genii Cylinder Only SB

### BLANKS

- 6392 - YA1E Copy

# RIM LOCKS & LATCHES



## LEGGE 424DL

**Mechanism :** 5 Pin Cylinder  
**Cylinder Finish :** Satin Chrome  
**Case Finish :** Silver  
**Keys Supplied :** 2  
**Keyed Alike :** In-house  
**Masterkeyed :** Works  
**Packed Quantity :** 1  
**Door Thickness :** 29mm - 64mm

### OPERATION

- Latchbolt is withdrawn by knob from inside and key outside. Bolt and knob can be deadlocked by key from outside, or by snib inside. Snib also operates latch holdback facility.



	A	B	C	D	E
	57	40	57	30	19

### PRODUCT CODES

9713 - 424DL SC/SV

### RELATED PRODUCTS

9748 - No.6 Cylinder Only PB  
 7427 - No.6 Cylinder Only SS

### BLANKS


1534 - BKB61 Genuine  
 5689 - LEG1 Copy

## LEGGE 727DL & 707DL

**Mechanism :** 5 Pin Cylinder  
**Cylinder Finish :** Brass or Satin Chrome  
**Case Finish :** Brass Plated, Silver or Chrome Plated  
**Keys Supplied :** 2  
**Keyed Alike :** In-house  
**Masterkeyed :** Works  
**Packed Quantity :** 1  
**Door Thickness :** 29mm - 64mm

### OPERATION

- Latchbolt is withdrawn by handle from inside and key outside. Bolt and handle can be deadlocked by key from outside or by snib inside. Snib also operates latch holdback facility.



	A	B	C	D	E
727DL	73	44	67	27	17
707DL	89	60	67	27	17

### PRODUCT CODES

7582 - 727DL SC/SV  
 7581 - 727DL PB/SV  
 9752 - 727DL PB/BP  
 L9964 - 727DL SC/CP  
 7438 - 707DL SC/SV  
 7437 - 707DL PB/SV  
 9749 - 707DL PB/BP

### RELATED PRODUCTS

9748 - No.6 Cylinder Only PB  
 7427 - No.6 Cylinder Only SS

### BLANKS

1534 - BKB61 Genuine  
 5689 - LEG1 Copy

## UNION 1047 & 1048

**Mechanism :** 5 Pin Cylinder  
**Cylinder Finish :** Brass or Satin Chrome  
**Case Finish :** Electro Brass Plated, White Enamel or Champagne Gold  
**Keys Supplied :** 2  
**Keyed Alike :** In-house  
**Masterkeyed :** Works  
**Differs :** 15,000  
**Packed Quantity :** Boxed - 1 Visi - 2  
**Door Thickness :** 35mm - 60mm

### OPERATION

- Latchbolt is withdrawn by handle from inside and key outside. Bolt and handle can be deadlocked by key from outside or by thumb button inside. Thumb button also operates latch holdback facility.



	A	B	C	D	E
1047	60	40	74	26	20
1048	92	60	74	26	20

### PRODUCT CODES

8104 - 1047 WE/SC  
 8103 - 1047 WE/PL  
 8105 - 1047 EB/PL  
 L10044- DY1047 CG/PL Visi  
 L10045- DY1047 EB/PL Visi  
 L10071- 1047 WE Case Only  
 6875 - 1048 WE/SC  
 7626 - 1048 WE/PL  
 10323 - 1048 EB/PL  
 L10046- DY1048 CG/PL Visi  
 L10047- DY1048 EB/PL Visi  
 L10072- 1048 WE Case Only

### BLANKS

4035 - KB502B Genuine  
 6392 - YA1E Copy  
 6228 - UNI3 Copy

### CYLINDERS

Keyed alike and masterkeyed cylinders available ex-stock, refer to Cylinder section for details.

# RIM LOCKS & LATCHES



Deadlocking Cylinder Nightlatches

## YALE 85 & 89


- Mechanism :** 5 Pin Cylinder
- Cylinder Finish :** Brass or Satin Chrome
- Case Finish :** Brasslux or Dark Metallic Grey
- Keys Supplied :** 2
- Keyed Alike :** In-house
- Masterkeyed :** Works
- Differs :** 20,000 +
- Packed Quantity :** Boxed - 1, Visi - 5
- Door Thickness :** 32mm - 57mm

### OPERATION

- Latchbolt is withdrawn by handle from inside and key outside. Bolt and handle can be deadlocked by key from outside or by slide button inside. Slide button also operates latch holdback facility.

### FEATURES

- Latchbolt is easily reversible on site.
- Reverse strikes available to suit outward opening doors.



	A	B	C	D	E
85	62	40	70	27	15
89	92	60	70	27	15

### PRODUCT CODES

- 310 - 85 SC
- 9088 - 85 PB
- 2635 - 85 B/lux
- 8022 - 85 Case Only
- 2647 - P85 SC Visi
- 2643 - P85 PB Visi
- 7776 - P85 B/lux Visi
- 9025 - 89 SC
- 9026 - 89 PB
- 2596 - 89 B/lux
- 4376 - 89 Case Only
- 2605 - P89 SC Visi
- 2603 - P89 PB Visi
- 7777 - P89 B/lux Visi

### RELATED PRODUCTS

- 2690 - 77 ENB Reverse Angle Strike
- 1343 - 77 ENB Long Lip Strike

### BLANKS

- 4978 - 8B 5 Pin Genuine
- 6392 - YA1E Copy

### CYLINDERS

Keyed alike and masterkeyed cylinders available ex-stock, refer to Cylinder section for details.

## YALE 723

- Mechanism :** 5 Pin Cylinder
- Cylinder Finish :** Brass
- Case Finish :** Enamelled Nickel Bronze
- Keys Supplied :** 2
- Keyed Alike :** In-house
- Masterkeyed :** Works
- Differs :** 20,000 +
- Packed Quantity :** 1
- Door Thickness :** 32mm - 57mm

### OPERATION

- Latchbolt is withdrawn by knob from inside and key outside. Bolt and handle can be deadlocked by key from outside or by slide button inside. Slide button also operates latch holdback facility.

### FEATURES

- Latchbolt is easily reversible on site.
- Reverse strikes available to suit outward opening doors.



A	B	C	D	E
58	40	66	27	19

### PRODUCT CODES

- 2652 - 723 PB

### RELATED PRODUCTS

- 2690 - 77 ENB Reverse Angle Strike
- 1343 - 77 ENB Long Lip Strike

### BLANKS

- 4978 - 8B 5 Pin Genuine
- 6392 - YA1E Copy

### CYLINDERS

Keyed alike and masterkeyed cylinders available ex-stock, refer to Cylinder section for details.

# RIM LOCKS & LATCHES



Cylinder  
Nightlatches

## CONTRACT RANGE Traditional Nightlatch

**Mechanism :** 5 Pin Cylinder  
**Cylinder Finish :** Brass  
**Case Finish :** Green  
**Keys Supplied :** 2  
**Keyed Alike :** In-house  
**Masterkeyed :** Works  
**Packed Quantity :** 1  
**Door Thickness :** 32mm - 57mm

### OPERATION

- Latchbolt is withdrawn by knob from inside and key outside. Bolt can be deadlocked or held back by snib from inside.



A	B	C	D	E
92	60	65	26	19

### PRODUCT CODES

A1196 - 'Contract' PB  
 A1198 - Case Only

### RELATED PRODUCTS

A1197 - Cylinder Only

### BLANKS

6392 - YA1E Copy

## ERA 133 & 135

**Mechanism :** 5 Pin Cylinder  
**Cylinder Finish :** Brass (133) or  
 Satin Chrome (135)  
**Case Finish :** Green  
**Keys Supplied :** 2  
**Keyed Alike :** In-house  
**Masterkeyed :** Works  
**Packed Quantity :** Boxed - 1, Visi - 10  
**Door Thickness :** 32mm - 57mm

### OPERATION

- Latchbolt is withdrawn by knob from inside and key outside. Bolt can be deadlocked or held back by snib from inside.



A	B	C	D	E
92	60	65	26	21

### PRODUCT CODES

L8847 - 135-81 SC Box  
 L8848 - 135-82 SC Visi  
 L8849 - 133-81 PB Box  
 L8850 - 133-82 PB Visi

### BLANKS


6392 - YA1E Copy

## LEGGE 66

**Mechanism :** 5 Pin Cylinder  
**Cylinder Finish :** Brass  
**Case Finish :** Gold  
**Keys Supplied :** 2  
**Keyed Alike :** In-house  
**Masterkeyed :** Works  
**Packed Quantity :** 1  
**Door Thickness :** 29mm - 64mm

### OPERATION

- Latchbolt is withdrawn by knob from inside and key outside. Bolt can be deadlocked or held back by snib from inside.



A	B	C	D	E
92	60	67	18	18

### PRODUCT CODES

L5066 - 66 PB

### BLANKS


1534 - BKB61 Genuine  
 5689 - LEG1 Copy

## UNION 1022

**Mechanism :** 5 Pin Cylinder  
**Cylinder Finish :** Brass or Satin Chrome  
**Case Finish :** Silver Enamelled or  
 Champagne Gold  
**Keys Supplied :** 2  
**Keyed Alike :** In-house  
**Masterkeyed :** Works  
**Differs :** 15,000  
**Packed Quantity :** Boxed - 1, Visi - 2  
**Door Thickness :** 35mm - 60mm

### OPERATION

- Latchbolt is withdrawn by handle from inside and key outside. Bolt can be deadlocked or held back by snib from inside.



A	B	C	D	E
93	60	68	23	17

### PRODUCT CODES

3086 - 1022 SE/SC  
 7515 - 1022 SE/PL  
 L7020 - 1022 SE Case Only  
 L1472 - DY1022 CG/PL Visi  
 L10070 - 1022 CG Case Only

### BLANKS

4035 - KB502B Genuine  
 6392 - YA1E Copy  
 6228 - UNI3 Copy

### CYLINDERS

Keyed alike and masterkeyed cylinders available ex-stock, refer to Cylinder section for details.

# RIM LOCKS & LATCHES

## UNION 1026

**Mechanism :** 5 Pin Cylinder  
**Cylinder Finish :** Brass or Satin Chrome  
**Case Finish :** White Enamel  
**Keys Supplied :** 2  
**Keyed Alike :** In-house  
**Masterkeyed :** Works  
**Differs :** 15,000  
**Packed Quantity :** 1  
**Door Thickness :** 35mm - 60mm

### OPERATION

- Latchbolt is withdrawn by handle from inside and key outside. Bolt can be deadlocked or held back by thumb button from inside.



A	B	C	D	E
76	50	74	26	20

### PRODUCT CODES

1797 - 1026 SC  
 7008 - 1026 PL  
 L10069- 1026 Case Only

### BLANKS

4035 - KB502B Genuine  
 6392 - YA1E Copy  
 6228 - UNI3 Copy

### CYLINDERS

Keyed alike and masterkeyed cylinders available ex-stock, refer to Cylinder section for details.

## UNION 1027 & 1028

**Mechanism :** 5 Pin Cylinder  
**Cylinder Finish :** Brass or Satin Chrome  
**Case Finish :** Electro Brass Plated, White Enamel or Champagne Gold  
**Keys Supplied :** 2  
**Keyed Alike :** In-house  
**Masterkeyed :** Works  
**Differs :** 15,000  
**Packed Quantity :** Boxed - 1, Visi - 2  
**Door Thickness :** 35mm - 60mm

### OPERATION

- Latchbolt is withdrawn by handle from inside and key outside. Bolt can be deadlocked or held back by thumb button from inside.



	A	B	C	D	E
1027	60	40	74	26	20
1028	92	60	74	26	20

### PRODUCT CODES

9945 - 1027 WE/SC  
 9947 - 1027 WE/PL  
 9946 - 1027 EB/PL  
 L7018 - 1027 WE Case Only  
 9457 - DY1027 EB/PL Visi  
 L10042- DY1027 CG/PL Visi  
 9943 - 1028 WE/SC  
 9915 - 1028 WE/PL  
 9944 - 1028 EB/PL  
 L7019 - 1028 WE Case Only  
 9445 - DY1028 EB/PL Visi  
 L10043- DY1028 CG/PL Visi

### BLANKS

4035 - KB502B Genuine  
 6392 - YA1E Copy  
 6228 - UNI3 Copy

### CYLINDERS

Keyed alike and masterkeyed cylinders available ex-stock, refer to Cylinder section for details.

## YALE 706 & 77

**Mechanism :** 5 Pin Cylinder  
**Cylinder Finish :** Brass or Satin Chrome  
**Case Finish :** Brasslux or Enamelled Nickel Bronze  
**Keys Supplied :** 2  
**Keyed Alike :** In-house  
**Masterkeyed :** Works  
**Differs :** 20,000  
**Packed Quantity :** Boxed - 1, Visi - 5  
**Door Thickness :** 32mm - 57mm

### OPERATION

- Latchbolt is withdrawn by knob from inside and key outside. Bolt can be deadlocked or held back by slide button from inside.

### FEATURES

- Latchbolt is easily reversible on site.
- Reverse strikes available to suit outward opening doors.



	A	B	C	D	E
706	58	40	66	27	19
77	92	60	66	27	19

### PRODUCT CODES

2649 - 706 PB  
 2585 - 77 SC  
 2581 - 77 PB  
 L5384 - 77 B/lux  
 4481 - 77 Case Only  
 2587 - P77 PB/ENB Visi  
 L868 - P77 B/lux Visi

### RELATED PRODUCTS

2690 - 77 ENB  
 Reverse Angle Strike  
 L343 - 77 ENB  
 Long Lip Strike

### BLANKS

4978 - 8B 5 Pin Genuine  
 6392 - YA1E Copy

### CYLINDERS

Keyed alike and masterkeyed cylinders available ex-stock, refer to Cylinder section for details.



# RIM LOCKS & LATCHES



## YALE 84 & 88


**Mechanism :** 5 Pin Cylinder  
**Cylinder Finish :** Brass or Satin Chrome  
**Case Finish :** Dark Metallic Grey  
**Keys Supplied :** 2  
**Keyed Alike :** In-house  
**Masterkeyed :** Works  
**Differs :** 20,000  
**Packed Quantity :** Boxed - 1, Visi - 5  
**Door Thickness :** 32mm - 57mm

### OPERATION

- Latchbolt is withdrawn by handle from inside and key outside. Bolt can be deadlocked or held back by slide button from inside.

### FEATURES

- Latchbolt is easily reversible on site.
- Reverse strikes available to suit outward opening doors.



	A	B	C	D	E
84	62	40	70	27	14
88	92	60	70	27	14

### PRODUCT CODES

2631 - 84 SC  
 9089 - 84 PB  
 8126 - 84 Case Only  
 2633 - P84 PB Visi  
 297 - 88 SC  
 9022 - 88 PB  
 4475 - 88 Case Only  
 2594 - P88 PB Visi

### RELATED PRODUCTS

2690 - 77 ENB  
 Reverse Angle Strike  
 L343 - 77 ENB  
 Long Lip Strike

### BLANKS

4978 - 8B 5 Pin Genuine  
 6392 - YA1E Copy

### CYLINDERS

Keyed alike and masterkeyed cylinders available ex-stock, refer to Cylinder section for details.

## YALE 91


**Mechanism :** 5 Pin Cylinder  
**Cylinder Finish :** Brass  
**Case Finish :** Dark Metallic Grey  
**Keys Supplied :** 2  
**Keyed Alike :** In-house  
**Masterkeyed :** Works  
**Differs :** 20,000  
**Packed Quantity :** 1  
**Door Thickness :** 32mm - 57mm

### OPERATION

- Latchbolt is withdrawn by handle from inside and key outside. Bolt can be held back by slide button from inside.

### FEATURES

- Cannot be deadlocked from inside and entry can always be gained by the key.
- Latchbolt is easily reversible on site.
- Reverse strikes available to suit outward opening doors.



A	B	C	D	E
92	60	70	27	14

### PRODUCT CODES

L147 - 91 PB  
 L10073- 91 Case Only

### RELATED PRODUCTS

2690 - 77 ENB  
 Reverse Angle Strike  
 L343 - 77 ENB  
 Long Lip Strike

### BLANKS

4978 - 8B 5 Pin Genuine  
 6392 - YA1E Copy

### CYLINDERS

Keyed alike and masterkeyed cylinders available ex-stock, refer to Cylinder section for details.

## YALE 99Z

**Mechanism :** 5 Pin Cylinder  
**Cylinder Finish :** Brass  
**Case Finish :** Black  
**Keys Supplied :** 2  
**Keyed Alike :** In-house  
**Masterkeyed :** Works  
**Differs :** 20,000  
**Packed Quantity :** 1  
**Door Thickness :** 32mm - 57mm

### OPERATION

- Latchbolt is withdrawn by handle from inside and key outside. Bolt can be deadlocked or held back by slide button from inside, rendering the lock inoperable by key or knob.

### FEATURES

- Latchbolt is easily reversible on site.
- Reverse strikes available to suit outward opening doors.



A	B	C	D	E
92	60	66	25	20

### PRODUCT CODES

2607 - 99Z PB

### RELATED PRODUCTS

2690 - 77 ENB  
 Reverse Angle Strike  
 L343 - 77 ENB  
 Long Lip Strike

### BLANKS

4978 - 8B 5 Pin Genuine  
 6392 - YA1E Copy

### CYLINDERS


Keyed alike and masterkeyed cylinders available ex-stock, refer to Cylinder section for details.

# RIM LOCKS & LATCHES

## CHUBB 4L67 (BS3621) Deadbolt



**Mechanism :** 10 Disc AVA Cylinder BS 3621:1980  
**Cylinder Finish :** Brass  
**Case Finish :** Brasslux  
**Keys Supplied :** 3  
**Keyed Alike :** Works  
**Masterkeyed :** Works  
**Differs :** 50,000  
**Packed Quantity :** Visi - 2  
**Door Thickness :** 38mm - 57mm



A	B	C	D	E
85	60	70	27	22

### OPERATION

- Deadbolt is automatically thrown when door closes and withdrawn by knob from inside and key outside. Internal knob can be locked by key only. Bolt can be held back by depressing snib on top of the case.

### FEATURES

- Outer cylinder and lockcase are protected from drill attack by hardened steel plates and pins.
- Cylinder specially designed to resist torque attack.
- Particularly suitable for glass panel doors.

### PRODUCT CODES

154 - 4L67 PB Visi

### RELATED PRODUCTS

8108 - 4LP Cylinder Pull PB

### BLANKS

L3387 - K734

## INGERSOLL SC71

**Mechanism :** 10 Lever Cylinder  
**Cylinder Finish :** Brass, Chrome or Satin Chrome  
**Case Finish :** Brass, Chrome or Satin Chrome  
**Keys Supplied :** 3  
**Keyed Alike :** In-house  
**Masterkeyed :** Works  
**Differs :** Unlimited  
**Packed Quantity :** 1  
**Door Thickness :** 35mm - 57mm



A	B	C	D	E
89	60	67	16	19

### OPERATION

- Deadbolt is automatically thrown when door closes and withdrawn by pull lever inside or key outside. Handle is locked by extra turn of the key from outside. Bolt can be held back by turn snib on side of case.

### FEATURES

- Supplied c/w solid box staple with reinforcing peg.
- Suitable for inward and outward opening doors (see related products for appropriate strike).



### PRODUCT CODES

1661 - SC71 SC  
 1659 - SC71 CP  
 1655 - SC71 PB  
 9765 - RA71 SC Case Only  
 L5766 - RA71 CP Case Only  
 9766 - RA71 PB Case Only

### RELATED PRODUCTS

1636 - SC1 Cylinder Only SC  
 1634 - SC1 Cylinder Only CP  
 1632 - SC1 Cylinder Only PB  
 1626 - SC1/50 Cylinder Pull SC  
 1621 - SC1/50 Cylinder Pull PB  
 1624 - SC1/50 Cylinder Pull CP  
 1945 - RA71/20 SC Staple for doors opening in.  
 1428 - RA71/20 PB Staple for doors opening in.  
 10315 - RA71/20B SC Strike for doors opening out.  
 10314 - RA71/20B PB Strike for doors opening out.

### BLANKS

L3470 - 'S' Series Genuine  
 L6016 - ING5(s) Copy

# RIM LOCKS & LATCHES



## INGERSOLL SC73

- Mechanism :** 10 Lever Cylinder
- Cylinder Finish :** Brass, Chrome or Satin Chrome
- Case Finish :** Brass, Chrome or Satin Chrome
- Keys Supplied :** 3
- Keyed Alike :** In-house
- Masterkeyed :** Works
- Differs :** Unlimited
- Packed Quantity :** 1
- Door Thickness :** 35mm - 57mm



- PRODUCT CODES**
- 1669 - SC73 SC
  - 1667 - SC73 CP
  - 1663 - SC73 PB
  - L3446 - RA73 PB Case Only
  - L10613- RA73 SC Case Only

**RELATED PRODUCTS**  
See SC71

- BLANKS**
- L3470 - 'S' Series Genuine
  - L6016 - ING5(s) Copy

### OPERATION

- As SC71 but with no deadlocking facility on the handle.

### FEATURES

- Suitable for fire exits, hotel bedrooms etc.

A	B	C	D	E
89	60	67	16	19

## UNION 1148 Deadbolt

- Mechanism :** 5 Pin Cylinder
- Cylinder Finish :** Brass or Satin Chrome
- Case Finish :** Electro Brass Plated or White Enamel
- Keys Supplied :** 2
- Keyed Alike :** In-house
- Masterkeyed :** Works
- Differs :** 15,000
- Packed Quantity :** 1
- Door Thickness :** 35mm - 60mm



- PRODUCT CODES**
- 9948 - 1148 WE/SC
  - 9949 - 1148 WE/PL
  - 9053 - 1148 EB/PL
  - L7023 - 1148 WE Case Only

- BLANKS**
- 4035 - KB502B Genuine
  - 6392 - YA1E Copy
  - 6228 - UNI3 Copy

**CYLINDERS**  
Keyed alike and masterkeyed cylinders available ex-stock, refer to Cylinder section for details.

### OPERATION

- Deadbolt is locked or unlocked by handle from inside and key outside.

A	B	C	D	E
92	60	74	26	20

## YALE 65 & 66 Deadbolt

- Mechanism :** 5 Pin Cylinder
- Cylinder Finish :** Brass or Satin Chrome
- Case Finish :** Brasslux or Dark Metallic Grey
- Keys Supplied :** 3
- Keyed Alike :** In-house
- Masterkeyed :** Works
- Differs :** 20,000
- Packed Quantity :** Visi - 6
- Door Thickness :** 32mm - 57mm



- PRODUCT CODES**
- 2615 - P65 SC/DMG Visi
  - 3030 - P65 B/Lux Visi
  - 2624 - P66 SC/DMG Visi
  - 3031 - P66 B/Lux Visi

- BLANKS**
- 4978 - 8B 5 Pin Genuine
  - 6392 - YA1E Copy

**CYLINDERS**  
Keyed alike and masterkeyed cylinders available ex-stock, refer to Cylinder section for details.

### OPERATION

- Deadbolt is automatically thrown when door closes and withdrawn by turning handle inside or key outside. Handle can be deadlocked by a reverse turn of the key from outside. Bolt can be held back by turning the handle and depressing the button on the case.

### FEATURES

- 178mm extended strike plate strengthens the door jamb.

	A	B	C	D	E
65	62	40	80	30	21
66	82	60	80	30	21

# RIM LOCKS & LATCHES

## YALE 82 Deadbolt

**Mechanism :** 5 Pin Cylinder  
**Cylinder Finish :** Brass  
**Case Finish :** Dark Metallic Grey  
**Keys Supplied :** 2  
**Keyed Alike :** In-house  
**Masterkeyed :** Works  
**Differs :** 20,000  
**Packed Quantity :** 1  
**Door Thickness :** 32mm - 57mm

### OPERATION

- Deadbolt is locked or unlocked by handle from inside and key outside.



A	B	C	D	E
92	60	70	27	15

### PRODUCT CODES

2658 - 82 PB  
 4403 - 82 Case Only

### BLANKS

4978 - 8B 5 Pin Genuine  
 6392 - YA1E Copy

### CYLINDERS

Keyed alike and masterkeyed cylinders available ex-stock, refer to cylinder section for details.

## UNION 1158 Rollerbolt

**Mechanism :** 5 Pin Cylinder  
**Cylinder Finish :** Brass or Satin Chrome  
**Case Finish :** Electro Brass Plated or White Enamel  
**Keys Supplied :** 2  
**Keyed Alike :** In-house  
**Masterkeyed :** Works  
**Differs :** 15,000  
**Packed Quantity :** 1  
**Door Thickness :** 35mm - 60mm

### OPERATION

- The roller catch operates on a push/pull action, and becomes an extended throw deadbolt which can be locked or unlocked from either side. To throw the bolt either a clockwise turn of the handle inside, or an anti-clockwise turn of the key outside, is required.

### FEATURES

- Bolt extends from 8mm to 19mm when thrown.



A	B	C	D	E
92	60	74	26	20

### PRODUCT CODES

9950 - 1158 WE/SC  
 9951 - 1158 WE/PL  
 10434 - 1158 EB/PL  
 L7024 - 1158 WE Case Only

### BLANKS

4978 - 8B 5 Pin Genuine  
 6392 - YA1E Copy

### CYLINDERS

Keyed alike and masterkeyed cylinders available ex-stock, refer to Cylinder section for details.

## YALE 81 Rollerbolt

**Mechanism :** 5 Pin Cylinder  
**Cylinder Finish :** Brass or Satin Chrome  
**Case Finish :** Dark Metallic Grey  
**Keys Supplied :** 2  
**Keyed Alike :** In-House  
**Masterkeyed :** Works  
**Differs :** 20,000  
**Packed Quantity :** 1  
**Door Thickness :** 32mm - 57mm

### OPERATION

- The roller catch operates on a push/pull action, and becomes an extended throw deadbolt which can be locked or unlocked from either side. To throw the bolt either a clockwise turn of the handle inside, or an anti-clockwise turn of the key outside, is required.

### FEATURES

- Bolt extends from 9mm to 20mm when thrown.



A	B	C	D	E
92	60	70	27	14

### PRODUCT CODES

2657 - 81 SC  
 2655 - 81 PB  
 4372 - 81 Case Only

### BLANKS

4978 - 8B 5 Pin Genuine  
 6392 - YA1E Copy

### CYLINDERS

Keyed alike and masterkeyed cylinders available ex-stock, refer to Cylinder section for details.

# RIM LOCKS & LATCHES

## YALE 93 (Checklock)


- Mechanism :** 5 Pin Cylinder
- Cylinder Finish :** Brass
- Case Finish :** Brasslux or Dark Metallic Grey
- Keys Supplied :** 2
- Keyed Alike :** In-house
- Masterkeyed :** Works
- Differs :** 20,000
- Packed Quantity :** 1
- Door Thickness :** 32mm - 57mm

### OPERATION

- Latchbolt and restraint bolt are withdrawn by handle from inside and key outside. A 45 degree turn of the handle or key withdraws latchbolt only and restraint engages automatically as the door opens. A 90 degree turn of the handle or key withdraws both latch and restraint bolt and allows the door to open fully. Both bolts can be held back by slide button.

### FEATURES

- Restraint facility eliminates the need for a nightlatch and a separate door chain to be fitted.



A	B	C	D	E
92	60	82	27	14

### PRODUCT CODES

- L149 - 93 PB
- L150 - 93 B/lux

### BLANKS

- 4978 - 8B 5 Pin Genuine
- 6392 - YA1E Copy

### CYLINDERS


Keyed alike and masterkeyed cylinders available ex-stock, refer to Cylinder section for details.

## YALE Reverse Strikes

**Finish :** Enamelled Nickel Bronze

### FEATURES

- Angled and long lipped strike plates for use with reverse bolt nightlatches on outward opening doors.



### PRODUCT CODES


- 2690 - 77ENB Angle Strike
- L343 - 77ENB Long Lipped Strike

## YALE Rim Cylinder Connecting Screw

**Size :** 45mm

### FEATURES

- Can be used to secure most rim nightlatch cylinders.



### PRODUCT CODES


- 2703 - 45mm Screw

## CISA 07564 Connecting Bar

**Length :** 80mm

### FEATURES

- Extra long connecting bar to suit most rim nightlatch cylinders.



### PRODUCT CODES

- L4980 - 07564-01 X/Long Bar

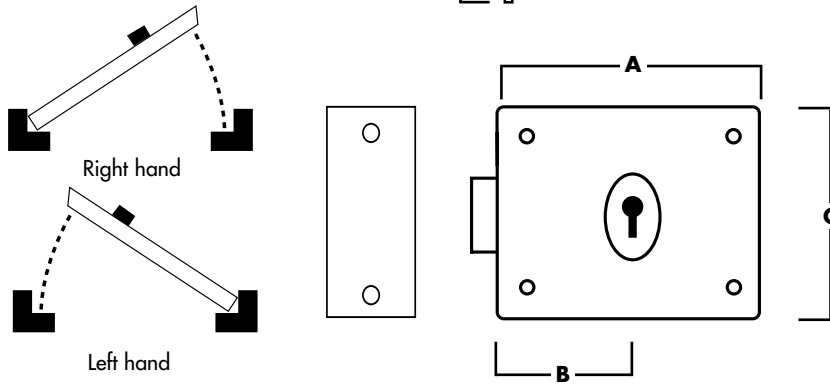


Cylinder Deadbolts  
and Rollerbolts

Nightlatch  
Accessories

# RIM LOCKS & LATCHES

## TECHNICAL DETAILS Rim Deadlocks



### KEY

- A** Case Width
- B** Backset
- C** Case Height
- D** Case Depth
- E** Lip Depth

## UNION 1139


- Mechanism :** 3 Lever
- Case Finish :** Black Enamel
- Case Sizes :** 102mm, 152mm
- Keys Supplied :** 2
- Differs :** 50
- Packed Quantity :** 2
- Handing :** Right Hand Illustrated

### OPERATION

- Deadbolt is locked or unlocked by key from either side.

### FEATURES

- Not reversible. Hand must be stated when ordering.



A	B	C	D	E
102	51	106	24	17
152	76	106	24	17

### PRODUCT CODES

- 3527 - 1139 102mm RH
- 3523 - 1139 102mm LH
- 3532 - 1139 152mm RH
- 3530 - 1139 152mm LH

### BLANKS

- L1407 - KB144 Genuine
- L1335 - Copy

## GIBBONS 08 (Double Handed)


- Mechanism :** 1 Lever, 12 Wards
- Case Finish :** Galvanised
- Case Size :** 153mm
- Keys Supplied :** 2
- Differs :** 12
- Packed Quantity :** 6
- Handing :** Reversible

### OPERATION

- Deadbolt is locked or unlocked by key from either side.

### FEATURES

- Deadbolt can be thrown from either end of lock case, making it completely reversible.



A	B	C	D	E
153	77	95	25	-

### PRODUCT CODES

- L1224 - 08 153mm

### BLANKS

- 6237 - 3G x 19mm Copy

# RIM LOCKS & LATCHES



## GIBBONS 47 (Double Handed)

**Mechanism :** 12 Wards  
**Case Finish :** Enamelled Grey  
**Case Sizes :** 102mm, 127mm  
**Keys Supplied :** 2  
**Differs :** 12  
**Packed Quantity :** 6  
**Handing :** Reversible

### OPERATION

● Deadbolt is locked or unlocked by key from either side.



A	B	C	D	E
102	47	76	20	9
127	57	76	20	9

### PRODUCT CODES

L1232 - 47 102mm  
 L1233 - 47 127mm

### BLANKS

6204 - 5G x 16mm Copy

## LEGGE P2144 (Double Handed)

**Mechanism :** 1 Tumbler  
**Case Finish :** Silver Grey  
**Case Size :** 108mm  
**Keys Supplied :** 2  
**Differs :** 12  
**Packed Quantity :** 5  
**Handing :** Reversible

### OPERATION

● Deadbolt is locked or unlocked by key from either side.



A	B	C	D	E
108	51	73	17	5

### PRODUCT CODES

740 - P2144 108mm Visi

### BLANKS

6194 - 4G x 16mm Copy

## UNION 1116 (Double Handed)

**Mechanism :** Nib Ward & Tumbler  
**Case Finish :** Black Enamel  
**Case Size :** 108mm  
**Keys Supplied :** 2  
**Differs :** 10  
**Packed Quantity :** 10  
**Handing :** Reversible

### OPERATION

● Deadbolt is locked or unlocked by key from either side.



A	B	C	D	E
108	51	92	20	16

### PRODUCT CODES

3519 - 1116 108mm

### BLANKS

L1406 - KB150 Genuine

Also precut RF series keys.

## YALE 402 (Double Handed)

**Mechanism :** 2 Lever  
**Case Finish :** Grey  
**Case Size :** 102mm  
**Keys Supplied :** 2  
**Differs :** 12  
**Packed Quantity :** 4  
**Handing :** Reversible

### OPERATION

● Deadbolt is locked or unlocked by key from either side.



A	B	C	D	E
102	46	76	20	8

### PRODUCT CODES

3073 - 402 102mm

### BLANKS

6204 - 5G x 16mm Copy

# RIM LOCKS & LATCHES

## Marston 5D 'Trafalgar' (Double Handed)

**Mechanism :** 5 Lever  
**Case Finish :** Silver  
**Case Size :** 100mm  
**Keys Supplied :** 2  
**Differs :** 800  
**Packed Quantity :** 10  
**Handing :** Reversible

### OPERATION

- Deadbolt is locked or unlocked by key from one side only.

### FEATURES

- Particularly suitable for use on store cupboard doors etc. as it prevents children locking themselves in.



A	B	C	D	E
100	45	80	19	-

### PRODUCT CODES

1802 - 5D

## MARSTON FB1 & FB2

**Mechanism :** 2 Lever Warded  
**Case Finish :** Hammered Silver  
**Case Size :** 110mm  
**Keys Supplied :** Separate  
**Packed Quantity :** 10  
**Handing :** Right Hand Illustrated

### OPERATION

- Deadbolt is locked or unlocked by key from either side.

### FEATURES

- Supplied c/w 182mm extended strike plate and one escutcheon.
- Not reversible. Hand must be stated when ordering.



A	B	C	D	E
110	46	80	19	-

### PRODUCT CODES

L459 - FB1 RH  
 9793 - FB1 LH  
 L460 - FB2 RH  
 9792 - FB2 LH

### RELATED PRODUCTS


10219 - FB1 Key Only  
 10221 - FB2 Key Only

## GIBBONS 649 'Press Lock'

**Case Finish :** Enamelled Grey  
**Case Sizes :** 76mm, 101mm, 127mm  
**Keys Supplied :** 2  
**Packed Quantity :** 12  
**Handing :** Reversible

### OPERATION

- Deadbolt is locked or unlocked by key from one side only.



A	B	C	D	E
76	38	93	19	-
101	50	93	19	-
127	64	93	19	-

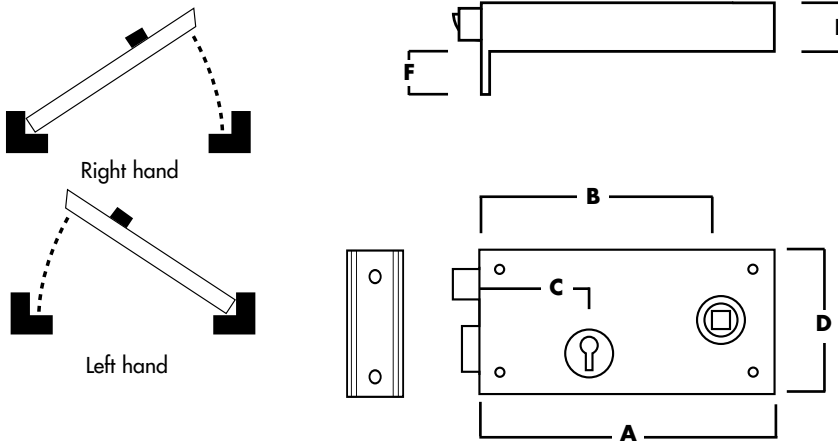
### PRODUCT CODES

L1228 - 649 76mm  
 L1229 - 649 101mm  
 L1234 - 649 127mm



# RIM LOCKS & LATCHES

## TECHNICAL DETAILS Rim Locks



## KEY

- A** Case Width
- B** Backset (Follower)
- C** Backset (Keyhole)
- D** Case Height
- E** Case Depth
- F** Lip Depth



## GIBBONS 37

- Mechanism :** 1 Lever , 12 Wards
- Case Finish :** Enamelled Grey
- Case Size :** 152mm
- Follower :** 8mm (Two Way Action)
- Keys Supplied :** 2
- Differs :** 12
- Packed Quantity :** 6
- Handing :** Right Hand Illustrated

### OPERATION

- Latchbolt is withdrawn by knob from either side.
- Deadbolt is locked or unlocked by key from either side.

### FEATURES

- Not reversible. Hand must be stated when ordering.



A	B	C	D	E	F
152	117	55	101	24	18

## PRODUCT CODES

- L1219 - 37 152mm RH
- L1218 - 37 152mm LH

## BLANKS

- 6237 - 3G x 19mm Copy

## UNION 1439


- Mechanism :** 3 Lever
- Case Finish :** Black Enamel
- Case Size :** 155mm
- Follower :** 8mm
- Keys Supplied :** 2
- Differs :** 50
- Packed Quantity :** 2
- Handing :** Right Hand Illustrated

### OPERATION

- Latchbolt is withdrawn by knob from either side.
- Deadbolt is locked or unlocked by key from either side.

### FEATURES

- Not reversible. Hand must be stated when ordering.



A	B	C	D	E	F
155	120	53	106	24	17

## PRODUCT CODES

- 3420 - 1439 155mm RH
- 3439 - 1439 155mm LH

## BLANKS

- L1407 - KB144 Genuine
- L1335 - Copy

# RIM LOCKS & LATCHES

## UNION 1465

- Mechanism :** 3 Lever
- Case Finish :** Black Enamel
- Case Size :** 140mm
- Follower :** 8mm
- Keys Supplied :** 2
- Differs :** 50
- Packed Quantity :** 10
- Handing :** Right Hand Illustrated

### OPERATION

- Latchbolt is withdrawn by knob from either side.
- Deadbolt is locked or unlocked by key from either side.

### FEATURES

- Not reversible. Hand must be stated when ordering.



A	B	C	D	E	F
140	114	51	70	19	15

### PRODUCT CODES

- 3397 - 1465 140mm R/Hand
- 3396 - 1465 140mm L/Hand

### BLANKS

- 6194 - 4G x 16mm Copy

## YALE 420

- Mechanism :** 2 Lever
- Case Finish :** Grey
- Case Size :** 152mm
- Follower :** 8mm
- Keys Supplied :** 2
- Differs :** 12
- Packed Quantity :** 4
- Handing :** Right Hand Illustrated

### OPERATION

- Latchbolt is withdrawn by knob from either side.
- Deadbolt is locked or unlocked by key from either side.

### FEATURES

- Not reversible. Hand must be stated when ordering.



A	B	C	D	E	F
152	116	55	104	24	17

### PRODUCT CODES

- 9920 - 420 152mm RH
- 9919 - 420 152mm LH

### BLANKS

- L1336 - 3G x 16mm Copy

## GIBBONS 23G (Double Handed)

- Mechanism :** 12 Wards
- Case Finish :** Enamelled Grey
- Case Size :** 152mm
- Follower :** 8mm (Two Way Action)
- Keys Supplied :** 2
- Differs :** 12
- Packed Quantity :** 6
- Handing :** Reversible

### OPERATION

- Latchbolt is withdrawn by knob from either side.
- Deadbolt is locked or unlocked by key from either side.



A	B	C	D	E	F
152	108	44	101	18	8

### PRODUCT CODES

- L1213 - 23G 152mm

### BLANKS

- 6204 - 5G x 16mm Copy

# RIM LOCKS & LATCHES



## GIBBONS 60 (Double Handed)

- Mechanism :** 12 Wards
- Case Finish :** Enamelled Grey
- Case Sizes :** 127mm, 140mm
- Follower :** 8mm (Two Way Action)
- Keys Supplied :** 2
- Differs :** 12
- Packed Quantity :** 6
- Handing :** Reversible

### OPERATION

- Latchbolt is withdrawn by knob from either side.
- Deadbolt is locked or unlocked by key from either side.



A	B	C	D	E	F
127	105	44	76	20	8
140	108	44	76	20	8

### PRODUCT CODES

L1226 - 60 127mm  
L1227 - 60 140mm

### BLANKS

6204 - 5G x 16mm Copy

## LEGGE P2136 (Double Handed)

- Mechanism :** 2 Tumblers
- Case Finish :** Silver Grey or Brass
- Case Size :** 143mm
- Follower :** 8mm
- Keys Supplied :** 2
- Differs :** 12
- Packed Quantity :** Visi - 5
- Handing :** Reversible

### OPERATION

- Latchbolt is withdrawn by knob from either side.
- Deadbolt is locked or unlocked by key from either side.



A	B	C	D	E	F
143	113	51	73	17	5

### PRODUCT CODES

728 - P2136 SV 143mm Visi  
10379 - P2136 PB 143mm Visi

### BLANKS


6194 - 4G x 16mm Copy

## LEGGE P2476 (Double Handed)

- Mechanism :** 2 Tumblers
- Case Finish :** Silver Grey or Brass
- Case Size :** 152mm
- Follower :** 8mm
- Keys Supplied :** 2
- Differs :** 12
- Packed Quantity :** Visi - 5
- Handing :** Reversible

### OPERATION

- Latchbolt is withdrawn by knob from either side.
- Deadbolt is locked or unlocked by key from either side.



A	B	C	D	E	F
152	113	41	105	19	5

### PRODUCT CODES

734 - P2476 SV 152mm Visi  
9751 - P2476 PB 152mm Visi

### BLANKS

6194 - 4G x 16mm Copy

## UNION 1445 (Double Handed)

- Mechanism :** Nib Ward & Tumbler
- Case Finish :** Black Enamel, Brass or Champagne Gold
- Case Size :** 152mm
- Follower :** 8mm
- Keys Supplied :** 2
- Differs :** 10
- Packed Quantity :** Boxed - 10 Visi - 5
- Handing :** Reversible

### OPERATION

- Latchbolt is withdrawn by knob from either side.
- Deadbolt is locked or unlocked by key from either side.



A	B	C	D	E	F
152	114	51	102	21	6

### PRODUCT CODES

3395 - 1445 BJ 152mm  
2212 - DY1445 CG 152mm Visi  
18793 - DY1445 PL 152mm Visi

### BLANKS

L1406 - KB150 Genuine

Also precut RF series keys.


# RIM LOCKS & LATCHES

## UNION 1448 (Double Handed)

**Mechanism :** Nib Ward & Tumbler  
**Case Finish :** Black Enamel  
**Case Size :** 140mm  
**Follower :** 8mm  
**Keys Supplied :** 2  
**Differs :** 10  
**Packed Quantity :** 10  
**Handing :** Reversible

### OPERATION

- Latchbolt is withdrawn by knob from either side.
- Deadbolt is locked or unlocked by key from either side.



A	B	C	D	E	F
140	114	51	73	19	8

### PRODUCT CODES

3394 - 1448 140mm

### BLANKS

L1406 - KB150 Genuine

Also precut RF series keys.

## YALE P334 (Double Handed)

**Mechanism :** 2 Lever  
**Case Finish :** Grey  
**Case Size :** 152mm  
**Follower :** 8mm  
**Keys Supplied :** 2  
**Differs :** 12  
**Packed Quantity :** Visi - 6  
**Handing :** Reversible

### OPERATION

- Latchbolt is withdrawn by knob from either side.
- Deadbolt is locked or unlocked by key from either side.



A	B	C	D	E	F
152	107	43	104	19	7

### PRODUCT CODES

3064 - P334 152mm Visi

### BLANKS

6204 - 5G x 16mm Copy

## YALE P401 (Double Handed)

**Mechanism :** 2 Lever  
**Case Finish :** Grey  
**Case Size :** 138mm  
**Follower :** 8mm  
**Keys Supplied :** 2  
**Differs :** 12  
**Packed Quantity :** Visi - 6  
**Handing :** Reversible

### OPERATION

- Latchbolt is withdrawn by knob from either side.
- Deadbolt is locked or unlocked by key from either side.



A	B	C	D	E	F
138	106	42	76	20	8

### PRODUCT CODES

3072 - P401 138mm

### BLANKS

6204 - 5G x 16mm Copy

# RIM LOCKS & LATCHES

## LEGGE 2098 Upright

- Mechanism :** 2 Lever
- Case Finish :** Silver Grey
- Case Size :** 67mm
- Follower :** 8mm
- Keys Supplied :** 2
- Differs :** 12
- Packed Quantity :** 5
- Handing :** Right Hand Illustrated

### OPERATION

- Latchbolt is withdrawn by lever handle from either side.
- Deadbolt is locked or unlocked by key from either side.

### FEATURES

- Particularly suitable for caravans, mobiles homes etc.
- Not reversible. Hand must be stated when ordering.



A	B	C	D	E	F
67	44	44	115	16	5

### PRODUCT CODES

- 720 - 2098 67mm RH
- 717 - 2098 67mm LH




## WIL-LOCK Galvanised Gate Lock

- Mechanism :** 2 Lever
- Case Sizes :** 102mm, 127mm
- Follower :** 8mm
- Case Finish :** Galvanised
- Keys Supplied :** 2
- Packed Quantity :** 1
- Bolt Throw :** Pre-throw 13mm  
Thrown 23mm

### OPERATION

- Springbolt is withdrawn by knob or lever handle from either side.
- Deadbolt is locked or unlocked by key from either side.



A	B	C	D	E	F
102	75	40	102	20	-
127	100	48	102	20	-

### PRODUCT CODES

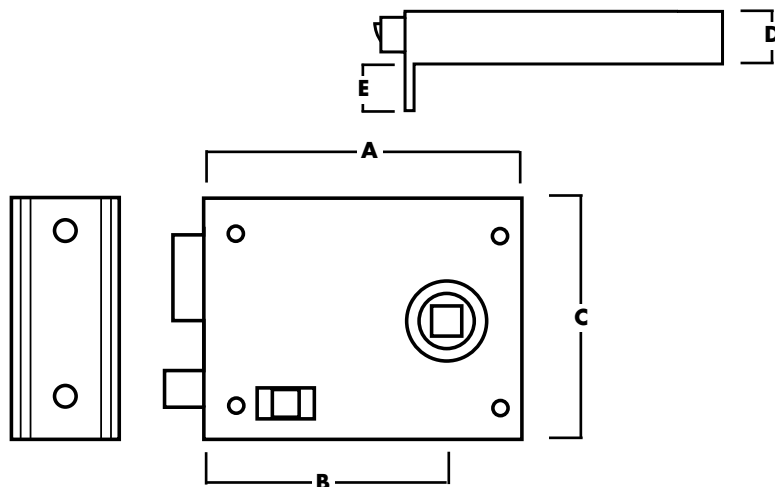
- 10417 - KD 102mm
- 10418 - KD 127mm

### BLANKS

- 6194 - 4G x 16mm Copy

# RIM LOCKS & LATCHES

## TECHNICAL DETAILS Rim Latches



### KEY

- A** Case Width
- B** Backset (Follower)
- C** Case Height
- D** Case Depth
- E** Lip Depth

### GIBBONS 46

- Case Finish :** Enamelled Grey
- Case Size :** 101mm
- Follower :** 8mm
- Packed Quantity :** 12
- Handing :** Reversible

#### OPERATION

- Latchbolt is withdrawn by knob from either side.
- Snib bolt operated from inside only.



A	B	C	D	E
101	78	76	20	9

### PRODUCT CODES

L1214 - 46 101mm

### LEGGE P2143

- Case Finish :** Brass or Silver Grey
- Case Size :** 108mm
- Follower :** 8mm
- Packed Quantity :** Visi - 6
- Handing :** Reversible

#### OPERATION

- Latchbolt is withdrawn by knob from either side.
- Snib bolt operated from inside only.



A	B	C	D	E
108	76	73	17	5

### PRODUCT CODES

883 - P2143 SV 108mm Visi  
10378 - P2143 PB 108mm Visi

# RIM LOCKS & LATCHES




## UNION 1209

**Case Finish :** Black Enamel  
**Case Size :** 105mm  
**Follower :** 8mm  
**Packed Quantity :** 10  
**Handing :** Reversible

### OPERATION

- Latchbolt is withdrawn by knob from either side.
- Snib bolt operated from inside only.



A	B	C	D	E
105	76	70	17	19

### PRODUCT CODES

3393 - 1209 105mm

## CLIFFORD 4181 'Begger Latch'


**Case Finish :** Brass  
**Case Size :** 77mm  
**Packed Quantity :** 1  
**Handing :** Right Hand Illustrated

### OPERATION

- Latchbolt is withdrawn by concealed lever in underside of case.

### FEATURES

- Not reversible. Hand must be stated when ordering.

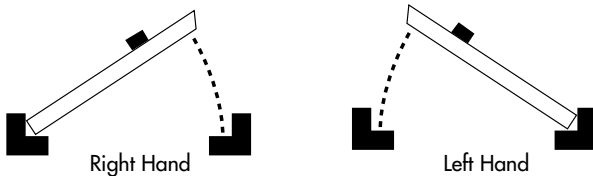


A	B	C	D	E
77	-	63	18	11

### PRODUCT CODES

6954 - 4181 RH

6951 - 4181 LH



## MARSTON FB4 'Slamlock'


**Mechanism :** 4 Lever  
**Case Finish :** Hammered Silver  
**Case Size :** 110mm  
**Keys Supplied :** Separate  
**Packed Quantity :** 10  
**Handing :** Right Hand (open in) Illustrated

### OPERATION

- Latchbolt is withdrawn by turn handle inside and key outside.

### FEATURES

- Supplied c/w appropriate strike plate and one escutcheon.
- Not reversible. Hand must be stated when ordering.



A	B	C	D	E
110	46	80	19	-

### PRODUCT CODES

4826 - FB4 R/Hand In

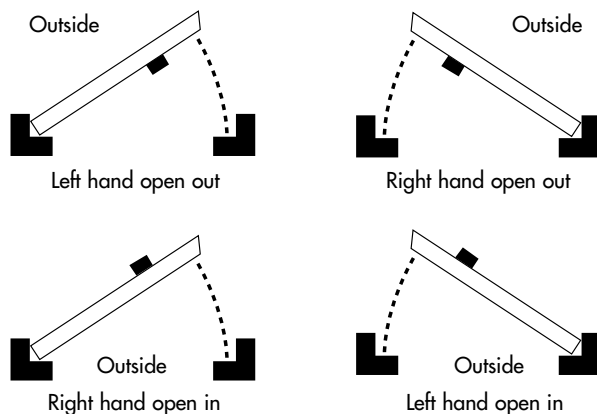
2291 - FB4 L/Hand In

L696 - FB4 R/Hand Out

L697 - FB4 L/Hand Out

### RELATED PRODUCTS


7847 - FB4 Key Only



# RIM LOCKS & LATCHES

## UNION 22931, 22932, 22933, 22934 Panel Locks

- Case Size :** 95mm
- Mechanism :** 4 Lever
- Case Finish :** Zinc Plated
- Forend Finish :** Zinc
- Keys Supplied :** 2
- Keyed Alike :** Works
- Differs :** 150
- Packed Quantity :** 10
- Handing :** 22932 Illustrated
- Note :** 22931 = Right hand open out or left hand open in.  
22932 = Right hand open in or left hand open out.  
22933 = Right hand open out or left hand open in.  
22934 = Right hand open in or left hand open out.



A	B	C	D	E
95	62	62	291	19

### PRODUCT CODES

4870 - 22931  
4871 - 22932  
4872 - 22933  
4873 - 22934

### RELATED PRODUCTS

4875 - 52931 IB Furniture

### BLANKS

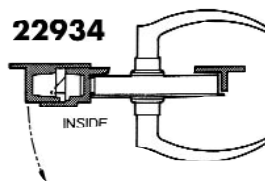
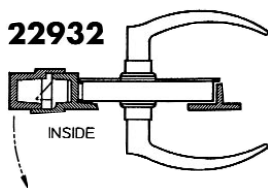
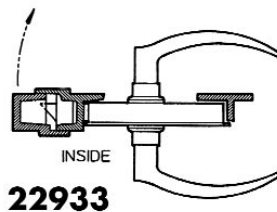
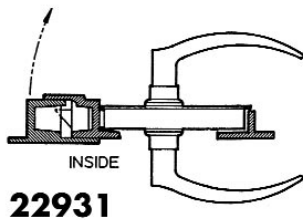
9556 - BGA Copy

### OPERATION

- Latchbolt is withdrawn by lever handle from either side.
- Deadbolt is locked or unlocked by key from either side.

### FEATURES

- Suitable for metal casement doors.
- These locks are not reversible and are handed for fixing from both inside and outside of the door so particular attention should be paid to the handing diagram below.



## UNION 52931 Panel Lock Furniture

- Finish :** Imitation Bronze
- Packed Quantity :** 20 Sets

### OPERATION

- For use only with Union panel locks 22931, 22932, 22933 and 22934



### PRODUCT CODES

4875 - 52931 IB Furniture




# RIM LOCKS & LATCHES



## UNION

### 22511 & 22512 Panel Locks

- Case Sizes :** 99mm
- Mechanism :** 4 Lever
- Case Finish :** Zinc Plated
- Forend Finish :** Zinc
- Keys Supplied :** 2
- Keyed Alike :** Works
- Differs :** 150
- Packed Quantity :** 10
- Handing :** 22512 Illustrated
- Note :** 22511 - Doors Left Hand Open In or Right Hand Open Out
- 22512 - Doors Right Hand Open In or Left Hand Open Out



A	B	C	D	E
99	78	78	153	27

### PRODUCT CODES

3539 - 22511  
3543 - 22512

### RELATED PRODUCTS

3541 - SC Furniture

### BLANKS

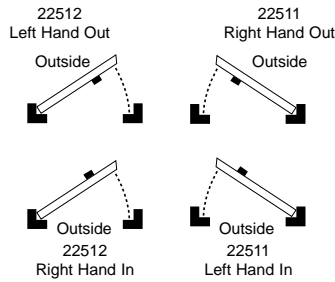
9556 - BGA Copy

### OPERATION

- Deadbolt is locked or unlocked by key from either side.
- Latchbolt is withdrawn by lever handle from either side.

### FEATURES

- Suitable for metal casement doors.
- Not reversible. Hand must be stated when ordering. (See handing diagram).



## UNION 52511 Panel Lock Furniture

- Finish :** Satin Chrome Plate
- Packed Quantity :** 20 Sets

### OPERATION

- For use only with Union panel locks 22511 and 22512.



### PRODUCT CODES

3541 - 52511 SC Furniture

# RIM LOCKS & LATCHES

## UNION 21078 (KXX)

- Case Size :** 68mm
- Mechanism :** 5 Lever
- Case Finish :** Gold
- Forend Finish :** Gold
- Keys Supplied :** 2
- Keyed Alike :** Ex-stock in Sets of 4
- Differs :** 75
- Packed Quantity :** 4
- Fixing Lugs :** 89mm Centres

### OPERATION

- Deadbolt is locked or unlocked by key from either side.

### FEATURES

- Similar to 21072 but modified keyhole bushes enable this lock to be suited with 21077.



A	B	C	D	E
68	48	76	76	17

### PRODUCT CODES

10065 - 21078 (KXX)

### BLANKS

4233 - KB145 Genuine  
9551 - KYY Copy

## UNION 21072 (KXT)

- Case Size :** 68mm
- Mechanism :** 5 Lever
- Case Finish :** Gold
- Forend Finish :** Gold
- Keys Supplied :** 2
- Keyed Alike :** Ex-stock in Sets of 4
- Differs :** 75
- Packed Quantity :** 4
- Fixing Lugs :** 89mm Centres

### OPERATION

- Deadbolt is locked or unlocked by key from either side.



A	B	C	D	E
68	48	76	76	17

### PRODUCT CODES

3486 - 21072 (KXT)

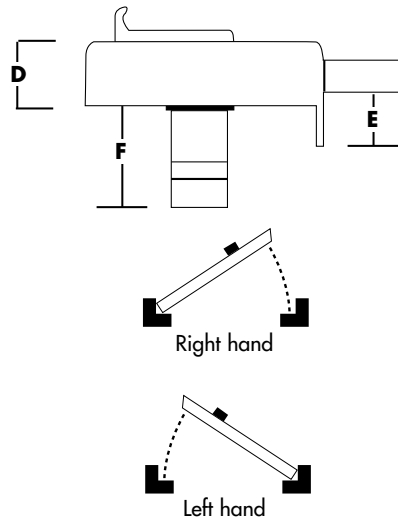
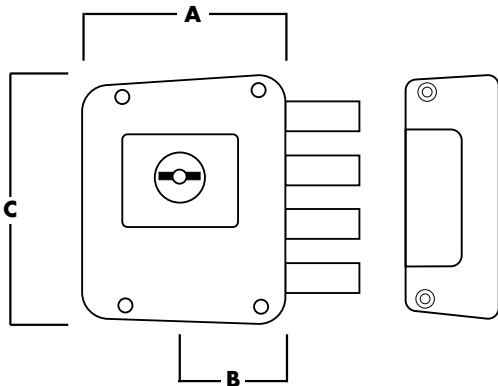
### BLANKS

4786 - KB482 Genuine  
6642 - Copy

# RIM LOCKS & LATCHES



## TECHNICAL DETAILS Multi-point Locking



## KEY

- A** Case Width
- B** Backset
- C** Case Height
- D** Case Depth
- E** Lip Depth
- F** Cylinder Length

## CISA 57120-60 3 Point Locking Rim Deadlock


- Case Size :** 123mm
- Mechanism :** 6 Lever
- Case Finish :** Brown Bronze
- Keys Supplied :** 3
- Keyed Alike :** Works
- Masterkeyed :** Works
- Packed Quantity :** 1
- Handing :** Italian R/Hand Illustrated
- Note :** Italian Handing Opposite to U.K.

### OPERATION

- Comprising 4 deadbolts and 2 vertical rods which are locked or unlocked by key from either side.
- Each 180° turn of the key throws the bolts 10mm. (4 throws = 40mm total bolt projection).

### FEATURES

- Supplied c/w rods.
- Not reversible. Hand must be stated when ordering.
- To secure doors up to 2800mm high.



A	B	C	D	E	F
123	64	150	35	20	52

## PRODUCT CODES

- 4378 - 57120-60-1 R/Hand
- 4381 - 57120-60-2 L/Hand

## BLANKS

- L765 - CSLC Copy
- L766 - CSL Copy

## CISA 57125-60 3 Point Locking Rim Lock


- Case Size :** 123mm
- Mechanism :** 6 Lever
- Case Finish :** Brown Bronze
- Keys Supplied :** 3
- Keyed Alike :** Works
- Masterkeyed :** Works
- Packed Quantity :** 1
- Handing :** Italian R/Hand Illustrated
- Note :** Italian Handing Opposite to U.K.

### OPERATION

- Comprising latchbolt, 3 deadbolts and 2 vertical rods. Latchbolt is withdrawn by drawback pull inside and key outside. Deadbolts and rods are locked or unlocked by key from either side.
- Each 180° turn of the key throws the bolts 10mm. (4 throws = 40mm total bolt projection)
- The latchbolt is also deadlocked automatically when the deadbolts are fully thrown.

### FEATURES

- Supplied c/w rods.
- Not reversible. Hand must be stated when ordering.
- To secure doors up to 2800mm high.



A	B	C	D	E	F
123	64	150	29	20	52

## PRODUCT CODES

- L1546 - 57125-60-1 R/Hand
- L1547 - 57125-60-2 L/Hand

## BLANKS

- L765 - CSLC Copy
- L766 - CSL Copy